



भारतीय विमानपत्तन प्राधिकरण
AIRPORTS AUTHORITY OF INDIA

236
17

Anisha Builders and Developers Pvt Ltd
AS 96/216/08
RAMKRISHNAPALLY
MONDALGANTHI VIP ROAD
KOLKATA 700052 AS 96/216/08
RAMKRISHNAPALLY

Date: 30-05-2017

Valid Upto: 29-05-2022

No Objection Certificate for Height Clearance

1. This NOC is issued by Airports Authority of India (AAI) in pursuance of responsibility conferred by and as per the provisions of Govt. of India (Ministry of Civil Aviation) order GSR751 (E) dated 30th Sep. 2015 for Safe and Regular Aircraft Operations.

2. This office has no objection to the construction of the proposed structure as per the following details:

NOC ID :	KOLK/EAST/B/052917/222971
Applicant Name*	Anisha Builders and Developers Pvt Ltd
Site Address*	Mouza Gopalpur J. L. No. 2 R.S. / L.R. Dag No. 2276 2277 2278 and 2279 Recorded in L. R. Khation No. 5532 P.S. Airport Under – Bidhan Nagar Municipal Corporation District-24PGS North, MOUZA GOPALPUR, Kolkata, West Bengal
Site Coordinates*	88 27 23.00-22 38 24.80, 88 27 23.60-22 38 27.30, 88 27 24.20-22 38 25.30, 88 27 24.50-22 38 24.30, 88 27 24.70-22 38 26.80, 88 27 24.80-22 38 25.10,
Site Elevation in mtrs AMSL as submitted by Applicant*	3.356 M
Permissible Top Elevation in mtrs Above Mean Sea Level(AMSL)	38.48 M (Restricted)

*As provided by applicant

3. This NOC is subject to the terms and conditions as given below:

a. Permissible Top elevation has been issued on the basis of Site coordinates and Site Elevation submitted by Applicant. AAI neither owns the responsibility nor authenticates the correctness of the site coordinates & site elevation provided by the applicant. If at any stage it is established that the actual data is different, this NOC will stand null and void and action will be taken as per law. The office in-charge of the concerned aerodrome may initiate action under the Aircraft (Demolition of Obstruction caused by Buildings and Trees etc.) Rules, 1994"

b. The Structure height (including any superstructure) shall be calculated by subtracting the Site elevation in AMSL from the Permissible Top Elevation in AMSL i.e. Maximum Structure Height = Permissible Top Elevation minus (-) Site Elevation.

c. The issue of the 'NOC' is further subject to the provisions of Section 9-A of the Indian Aircraft Act, 1934 and any notifications issued there under from time to time including the Aircraft (Demolition of Obstruction caused by Buildings and Trees etc.) Rules, 1994.

d. No radio/TV Antenna, lighting arresters, staircase, Mumtee, Overhead water tank and attachments of fixtures of any kind shall project above the Permissible Top Elevation of 38.48 M (Restricted) , as indicated in para 2.

Page 1/2

राजीव गांधी भवन
Rajiv Gandhi Bhawan

सफदरजंग हवाई अड्डा नई दिल्ली-110003
Safdarjung Airport, New Delhi-110003

दूरभाष : 24632950

Phone: 24632950



KOLK/BAST/B/052917/222971

236
71

भारतीय विमानपत्तन प्राधिकरण
AIRPORTS AUTHORITY OF INDIA

- e. Only use of oil fired or electric fired furnace is permissible, within 8 KM of the Aerodrome Reference Point.
- f. The certificate is valid for a period of 5 years from the date of its issue. If the construction of structure/Chimney is not commenced within the period, a fresh 'NOC' from the Designated Officer of Airports Authority of India shall be obtained. However, if construction work has commenced, onetime revalidation request, for a period not exceeding 8 years from the date of issue of NOC in respect of building/structure and for a period not exceeding 12 years from the date of issue of NOC in respect of chimney, may be considered by AAI. The date of completion of the Structure should be intimated to this office.
- g. No light or a combination of lights which by reason of its intensity, configuration or colour may cause confusion with the aeronautical ground lights of the Airport shall be installed at the site at any time, during or after the construction of the building. No activity shall be allowed which may affect the safe operations of flights
- h. The applicant will not complain/claim compensation against aircraft noise, vibrations, damages etc. caused by aircraft operations at or in the vicinity of the airport.
- i. Day markings & night lighting with secondary power supply shall be provided as per the guidelines specified in chapter 6 and appendix 6 of Civil Aviation Requirement Series 'B' Part I Section 4, available on DGCA India website: www.dgca.nic.in
- j. The applicant is responsible to obtain all other statutory clearances from the concerned authorities including the approval of building plans. This NOC for height clearances is to ensure the safe and regular aircraft operations and shall not be used as document for any other purpose/claim whatsoever, including ownership of land etc.
- k. This NOC has been issued w.r.t. the Civil Airports. Applicant needs to seek separate NOC from Defence, if the site lies within their jurisdiction.
- l. In case of any discrepancy/interpretation of NOC letter, English version shall be valid.
- m. In case of any dispute w.r.t site elevation and/or AGL height, top elevation in AMSL shall prevail.


Chairman NOC Committee

Region Name: EAST

Address: General Manager Airports
Authority of India, Regional
Headquarter, Eastern Region,
N.S.C.B.I Airport,
Kolkata-700052

Email ID: gmatmer@aai.aero

Contact No: 033-25111293



महाप्रबंधक (एरोड्रम) पृ. क्षेत्र / Gen. Mgr (ATM) ER
भा. वि. प्रा., न. स. च. बो. अ. इन्वॉय अण्डा
A.A.I., N.S.C.B.I. Airport
कोलकाता / Kolkata-700052

Page 2/2
दूरभाष : 24632950

राजीव गांधी भवन
Rajiv Gandhi Bhawan

सफदरजंग हवाई अड्डा नई दिल्ली-110003
Safdarjung Airport, New Delhi-110003

Phone: 24632950

F9-979

FORM 4

[See Rules 9(3) and 10(5)]


(EMBLEM OR HOLOGRAM OF THE CONCERNED AUTHORITY)

PERMIT FOR SINKING OF NEW WELL

[U/S 7(3)(b) / 7(4)(b) / 7(5)(a) of the West Bengal Ground Water Resources (Management, Control and Regulation) Act 2005.]

0J4525

PERMIT NO. PL419002022760000001TSE

1. (a) Name of the applicant (user) : Shri/Smt. Anisha Builders & Developers Pvt. Ltd.
- (b) Son/Daughter of : N.A.
- (c) Address of the applicant : Partha Nagar, Lalkuthi, Kolkata-700136.
- (d) Category of farmer (Please tick) (in case of irrigation well) : Small Farmer/Marginal Farmer/Others
- (e) Serial No. of application Form and date of submission : Book no. BP/A0776, SL. NO. 9; 26.6.13.
- (f) Specimen signature of the user : 
2. Location particulars—
 - (a) District : North 24 Parganas.
 - (b) Block, Mouza, J. L. No., Plot No. : Rajarhat; Gopalpur; 02; 2276.
 - (c) Municipality/Corporation Ward No./Borough No., Holding No. :
3. Particulars of the proposed well and pumping device—
 - (a) Type of the well : Tube Well
 - (b) Approx. depth of the well (m) : 120
 - (c) Purpose of the well : Infrastructure
 - (d) Assembly size (for tube well) : 100 mm X 50 mm.
 - (e) Approx. strainer length (for tube well) : 10 m.
 - (f) Diameter (for dug well) : N.A. m.
 - (g) Type of pump to be used : Submersible.
 - (h) H. P. of the pump : 1.5
 - (i) Operational device : Electric Motor.
 - (j) Rate of withdrawal (m³/hr.) : 11
 - (k) Maximum allowable running hours per day : 4 hrs/day.



This permit authorizes the owner applicant (user) to sink a well in the location specified at Sl. (2) for extraction of ground water at a rate not exceeding that as shown at Sl. (3)(j) and for running hours / day as shown at Sl. (3) (k), and is valid subject to the observance of the conditions stated overleaf.

Place : North 24 Parganas.

Date : 06.01.2016

Conditions :

- (1) In case of any change of ownership of the proposed well, fresh registration has to be obtained.
- (2) No change of location, design, rate of withdrawal and pumping device in respect of the proposed well as indicated at Sl. (2) and (3) of this certificate shall be made without prior permission of the Competent Authority. Any violation of this regulation shall lead to cancellation of this permit.
- (3) In case, any of the particulars / information furnished by the applicant in his application for issuance of this permit is found to be incorrect during verification at any subsequent stage, this permit is liable for cancellation.
- (4) Any other condition imposed by the concerned Authority.



Seh 6/1/16

Geologist & Member Secretary
D.L.A. North 24 Parganas
Geological Sub-Div. IIID
Barasat



P. T. O

Conditionality -

1. Roof Top Rain Water harvesting for surface storage.
2. Excavation of pond of size 150 ft X 50 ft with 2 m depth.
3. The Certificate of Permit will be reviewed in every year from the date of issuance of Permit-based on local hydro- geological conditions that may prevail afterwards.
4. Arrangement of water meter conforming to ISO standards should be installed at the outlet point of tube well discharge for daily water consumption. The user should maintain a log book for daily water withdrawal which may be monitored by the Govt. representatives in a regular manner.
5. STP & recycling of the treated water.
6. The enhanced rate if any in future (including the rates revised retrospectively) of fees/ charges /taxes for drawls of ground water on annual basis, should be borne by the applicants for operating their tube wells in a continuous manner.
7. Metering System is necessary to ascertain the quantity of water utilize (daily log book to be maintained by the users).

GH 06/01/16

Geologist & Member Secretary, DLA, Barasat

Geological Sub Division No. III/ D

S.W.I.D., Barasat

North 24 Parganas



F9-980

FORM 4

[See Rules 9(3) and 10(5)]


(EMBLEM OR HOLOGRAM OF THE CONCERNED AUTHORITY)

PERMIT FOR SINKING OF NEW WELL

[U/S 7(3)(b) / 7(4)(b) / 7(5)(a) of the West Bengal Ground Water Resources (Management, Control and Regulation) Act 2005.]

034526

PERMIT NO. PI41900202277000001TSE

1. (a) Name of the applicant (user) : Shri/Smt. Anisha Builders & Developers Pvt. Ltd.
- (b) Son/Daughter of : N.A.
- (c) Address of the applicant : Partha Nagari, Lalkuthi, Kolkata-700136.
- (d) Category of farmer (Please tick) (in case of irrigation well) : Small Farmer/Marginal Farmer/Others
- (e) Serial No. of application Form and date of submission : Book no. BP/A0776. Sl. NO. 10326-6-13.
- (f) Specimen signature of the user : 
2. Location particulars—
 - (a) District : North 24 Parganas.
 - (b) Block, Mouza, J. L. No., Plot No. : Rajarhat; Gopalpur; 023 2277.
 - (c) Municipality/Corporation Ward No./Borough No., Holding No. :
3. Particulars of the proposed well and pumping device—
 - (a) Type of the well : Tube Well
 - (b) Approx. depth of the well (m) : 180
 - (c) Purpose of the well : Infrastructure
 - (d) Assembly size (for tube well) : 100 mm X 50 mm.
 - (e) Approx. strainer length (for tube well) : 10 m.
 - (f) Diameter (for dug well) : N.A. m.
 - (g) Type of pump to be used : Submersible.
 - (h) H. P. of the pump : 1.5
 - (i) Operational device : Electric Motor.
 - (j) Rate of withdrawal (m³/hr.) : 11
 - (k) Maximum allowable running hours per day : 4hrs/day.



This permit authorizes the owner applicant (user) to sink a well in the location specified at Sl. (2) for extraction of ground water at a rate not exceeding that as shown at Sl. (3)(j) and for running hours / day as shown at Sl. (3) (k), and is valid subject to the observance of the conditions stated overleaf.


Place : North 24 Parganas.

Date : 06/01/2016

Conditions :

- (1) In case of any change of ownership of the proposed well, fresh registration must be obtained.
- (2) No change of location, design, rate of withdrawal and pumping device in connection with the proposed well as indicated at Sl. (2) and (3) shall be made without prior permission of the Competent Authority. Any deviation in this regard shall lead to cancellation of this permit.
- (3) In case, any of the particulars / information furnished by the applicant in the application for issuance of this permit is found to be incorrect during verification at any subsequent stage, this permit is liable for cancellation.
- (4) Any other condition imposed by the concerned Authority.




 Signature of the Issuing Authority
 Geologist &
 Member Secretary
 D.L.A. North 24 Parganas
 Geological Sub-Divn. IIID
 Barasat

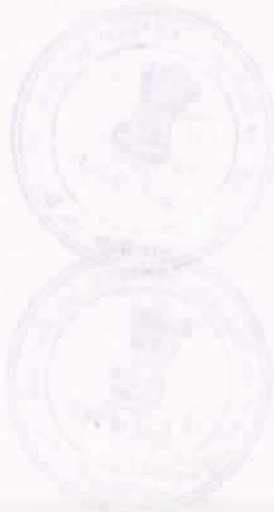
P. T. D

Conditionality -

1. Roof Top Rain Water harvesting for surface storage.
2. Excavation of pond of size 150 ft X 50 ft with 2 m depth.
3. The Certificate of Permit will be reviewed in every year from the date of issuance of Permit-based on local hydro- geological conditions that may prevail afterwards.
4. Arrangement of water meter conforming to ISO standards should be installed at the outlet point of tube well discharge for daily water consumption. The user should maintain a log book for daily water withdrawal which may be monitored by the Govt. representatives in a regular manner.
5. STP & recycling of the treated water.
6. The enhanced rate if any in future (including the rates revised retrospectively) of fees/ charges /taxes for drawls of ground water on annual basis, should be borne by the applicants for operating their tube wells in a continuous manner.
7. Metering System is necessary to ascertain the quantity of water utilize (daily log book to be maintained by the users).

Sh
6/01/2016

Geologist & Member Secretary, DLA, Barasat
Geological Sub Division No. III/ D
S.W.I.D., Barasat
North 24 Parganas



Government of West Bengal
Office of the Director General
West Bengal Fire & Emergency Services
13, D, Mirza galib street,
Kolkata- 16

Memo No.: WBSES/3776/14 / 2014/24Pgs (N)/RB/1019/14 (1019/14)

Date: 02/09/14

From : The Director in charge
Fire Prevention wing,
West Bengal Fire & Emergency Services.

To : The Authrised Signatory,
Anisha Builders & Developers Pvt. Ltd.
Loharuka Niket , DC-9/28, Shastribagan,
Deshbandhu Nagar,
Kolkata- 70059

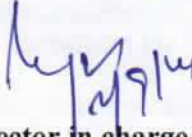


Sub: Fire & Life safety recommendations for Existing & Proposed construction of B+G+V storied (proposed 5th floor vertical extension over B+G+IV storied) building under group Residential building comprising 2 nos block at premises no R.S./L.R. Dag No.- 2276(P) , 2277, 2278, & 2279 (P) , L.R. Khatian no.- 5532 J.L. no.- 2, R.S. no.- 140 , Mouza- Gopalpur , P.S.- Rajarhat , Ward no.- 06 under Rajarhat Gopalpur Municipality, Dist.- 24 Pgs (N).

This is in reference to your letter No nil dt 22/8/14 regarding Fire safety measurers for Proposed construction of Proposed construction of B+G+V storied building under group Residential building comprising 2 nos block at premises no R.S./L.R. Dag No.- 2276(P) , 2277, 2278, & 2279 (P) , L.R. Khatian no.- 5532 J.L. no.- 2, R.S. no.- 140 , Mouza- Gopalpur , P.S.- Rajarhat , Ward no.- 06 under Rajarhat Gopalpur Municipality, Dist.- 24 Pgs (N).

The plan drawing submitted by you was scrutinized and marked as found necessary from fire safety point of view. In returning one set of plan with recommendation, this office issuing Fire Safety Recommendation in favour of the aforesaid building subject to compliance of the following fire safety measures.

- Encló :
1. One set of plan.
 2. Recommendations


Director in charge
Fire Prevention wing
West Bengal Fire & Emergency Services

RECOMMENDATIONS

A. CONSTRUCTION

1. The whole construction of existing building as well as proposed vertical extension shall be carried out as per approved plan drawings conforming the relevant building rules of Rajarhat Gopalpur Municipality.
2. The floor area exceeds 750m² shall be suitably compartmented by separation walls up to ceiling level having at least two hours Fire resisting capacity.
3. The interior finish decoration of the building shall be made low flame spread materials conforming I.S. specification.
4. Provision of ventilation at the crown of the central core-duct of the building shall be provided.
5. Arrangements shall have to be made for sealing all the vertical ducts by the materials of adequate Fire resisting capacity.

B. OPEN SPACE & APPROACH:

1. The open space surrounding the building shall conform the relevant building rules as well as permit the accessibility and maneuverability of Fire appliances with turning facility.
2. The approach roads shall be sufficiently strong & compact to withstand the load of fire engine weighting up to 45 M.T.
3. The approach road and internal drive ways and the circulation space always kept free from any obstructions.

C. STAIRCASE


1. The staircase of the building shall be enclosed type. Entire construction shall be made of bricks/R.C.C. type having fire resisting capacity not less than 4 hrs.
2. The staircase of the building shall have permanent vents at the top and openable sashes at each floor level in the external wall of the building.
3. The width of the staircases shall be made as marked in the plan. Corridors and the exit doors shall conforming the relevant building rules.
4. All the staircase shall be extended up to terrace of the building and shall be negotiable to each other without entering into any room.
5. Fire and smoked doors at the entrances of all the staircases enclosures as marked in the plan at each floor level shall be provided. The F.C.D. shall be of at least two hour fire resisting with self-closing type openable in the direction of escape. If looking glass in the F.C.D is provided, they should be wireness glass fitted with standard fire resisting.

D. LIFT

1. The lift well shall be at least two hours fire resisting type. Motor room shall be at the top of the lift shaft by the floor of the room. Enclosure landing doors shall be of one hour fire resistance rating and shall have self closing door. Grounding Switch shall be Provided at the ground floor (Fire Man Switch) Lift car door shall be ½ hour fire resistance. Collapsible Gate shall not be permitted
2. One of the lift shall be designed for fire lift. The word "FIRE LIFT" shall conspicuously written at ground floor.

E. BASEMENT

1. The basement shall be used only for car parking & shall be adequately ventilated.
2. Additional staircase from the open air as shown in the drawing shall be constructed beside the ramps conforming relevant I.S. Specification.
3. The basement shall be protected with Auto Sprinklers system/ hose reel system etc.
4. Mechanical extractor for Smoke Venting system from lower / upper basement levels shall also be provided. The system shall be of such design as to operate on actuation of heat/smoke sensitive detector or sprinkling. It shall also have an arrangement to start it manually.
5. Mechanical extractors shall have an alternative source of supply



F. FIRE FIGHTING WATER:

1. Underground water reservoir having water capacity 50,000 ltrs Capacity exclusively for Firefighting purpose with replenishing arrangements @ 1000lts./min. Preferably from two different sources of water supply shall be provided . The fire water Reservoir shall have overflow arrangement with the domestic Water Reservoir as well as to avoid stagnancy of water. The water reservoir shall be kept full at all time.
2. Underground water reservoir should be provided with suitable numbers of manholes to offer facility to Fire engine to insert the Suction Hose to draw water.

G. HYDRANT SYSTEM:

1. The all building shall be provided with Wet Riser of 100mm internal diameter pipe line with provision of landing valves at the Staircase landings/half landings at the rate of one such riser for 1000 Sq m of floor area. The system shall be so designed a that shall be kept charged with Water all the time under pressure and capable to discharge 2280 lts /min at the ground floor level outlet and minimum 900 lts/min at the top most outlet. in both case the running pressure shall not be less than 3.5kgs/ sq.cm . All other requirements shall conform I.S. 3844-1989.
2. Provision for Hose reel in conjunction with Wet Riser shall be made at each floor level. Conforming the relevant I.S. Specifications.
3. Preferably the hydrant out lets, the hose reel hoses, Delivery hoses, Branch pipes shall be accommodate within fire hydrant cabinet at each floor.
4. The Delivery hoses shall be of R.R.L. type and the coupling fitted to each hose should be also I.S. marked.
5. Yard Hydrant /Ring Main Hydrant with provision of adequate numbers Hydrant shall be installed surrounding the building in accordance with relevant I.S. specification.

H. SPRINKLER INSTALLATION:

The automatic Sprinkler installation shall be provided in Basement of the building as per I.S. 9972. Alarm gang to be incorporated along with the sprinkler system.

I. FIRE PUMP:

Provision of the Fire Pump shall have to be made to supply water at the rate-designed pressure and discharge into the water based system, which shall be installed in the building. One diesel driven type pump of same head & capacity shall always be kept on Stand-by .

Provision of Jockey Pump shall also have to be made along with each main pump to keep the water based system under pressurized condition at all the time. All the pumps of each pump house shall be incorporated with both manual and auto starting facilities with electro mechanical switch incorporating a panel to operate the pumps automatically on increasing demand of water discharge in fire fighting.

The suction of pumps shall preferably of positive type or in case of negative section the system shall be Wet Riser-cum-Down comer with suitable terrace pump with overhead tank.

J. ELECTRICAL INSTALLATION & DISTRIBUTION.

1. The electrical installation including transformers, Switch Gears, main & Meters etc. and the distribution system of the premises shall be made satisfying the code of practice for Fire safety in general building as laid down in I.S. specification 1946-1982.

2. The vertical ducts shall be supply sealed at alternative floor level.

3. The electrical installation shall be adequate protected with CO₂/D.C.P.or Medium Velocity / Projector System

4. Alternative Power Supply:

Arrangements shall have to be made to supply power with the help of a generator to operate at least the Fire pump, Pump for deep Tube-well, Fire Alarm System, Fire Lift etc. and also for illuminating the Staircase, corridors etc. and other places of assembly of the building in case of normal power failure.

K. DETECTION, ALARM AND SUPPRESSION SYSTEM:

1. Manually operated Electrical Fire Alarm system with adequate numbers of break glass type call boxes fitted with Hooters along with public address system, talk back system at each floor connecting with audio-visual panel

board shall be made in Control Room. The Control Room shall be located at the entrance of Ground Floor of the building, other requirements of the system shall be made conforming I.S. 2189-1988.

2. Auto Fire detection system with the help of heat and smoke detector shall be installed below and preferably above false ceiling of the building. The System Shall also be made in places of rooms where valuable articles have been kept. The other requirements of the system shall be made in accordance with I.S. 2189- 1988.

3. The Suppression system shall be made with Fire Extinguishers and total flooding system with CO2/F.M.- 200 particularly in computer and Electrical processing and data room and in a room of irreplaceable articles.

4. Hooter will be sounded in such a manner so that an operation of a Detector or Manual Call Point Hooters will sounder on the same floor and immediate alternate floor.

5. Public Address System: Public address system linked between all floors and control room shall have to be established.

L. AIR CONDITIONING SYSTEM: (If any)

1. The A.H.U. Shall be separated for each floor with the system Air Ducts for individual floors.

2. Arrangement shall be made for isolation at strategic locations by incorporating auto dampers in the Air Conditioning system.

3. The system of auto shut down of A.H.U. shall be incorporated with the auto detection and alarm system.

4. The air handling units room shall not be used for storage of any combustible materials.

M. FIRST AID FIRE FIGHTING SYSTEM


First Aid Fire fighting arrangement in the style of placing suitable Fire Extinguishers, Fire Buckets etc. in all floors and vulnerable of locations of the premises shall be made in accordance with I.S. 2190-1992.


N. GENERAL RECOMMENDATION:

1. Fire Notice for Fire Fighting and evacuation from the building shall be prepared and be displayed at all vulnerable places of the building.
2. Floor numbers and directional sign of escape route shall be displayed prominently.
3. The employees and security staff shall be conversant with installed Fire Fighting equipment of the building and to operate in the event of Fire and testing.
4. Arrangement shall be made for regular checking, testing and maintenance of all the Fire Safety installation and equipment installed in the building to keep them in perfectly good working conditions at all times.
5. A crew of trained Fireman under the experienced Officer shall be maintained round the clock for safety of the building.
6. Mock Fire practice and evacuation drill shall be performed periodically with participation of all occupants of building.

On compliance of all above Fire and Life safety recommendations, the Director General, West Bengal Fire & Emergency Services shall be approached for necessary inspection and testing of the installation, Final N.O.C. in favour of the occupancy shall be issued on being satisfied with the tests and performances of safety aspects of installation of the building.

N.B. : Any deviation and changes the nature of use of the building in respect of the approved plan drawing, without obtaining prior permission from this office, this fire safety recommendations will be treated as cancelled.




Director in charge
Fire Prevention wing
West Bengal Fire & Emergency Services